

B1 CHAPTER 1

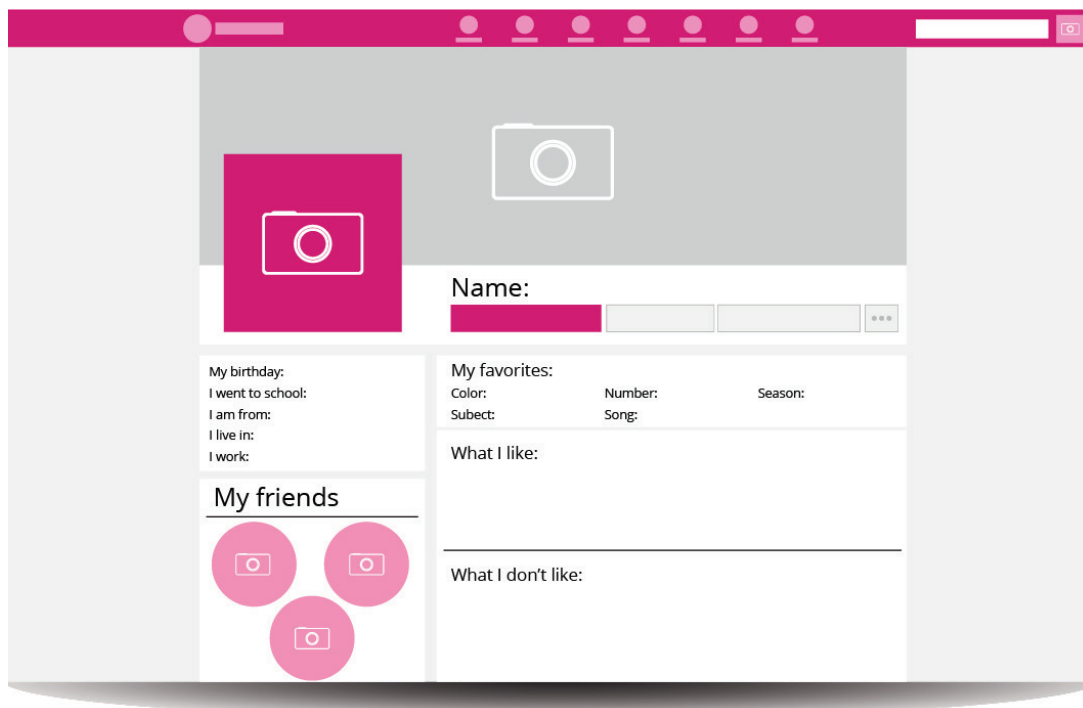
SELF-EVALUATION

I CAN ...	How well do I understand the topic?		
			
1. discuss daily routines.			
2. use adverbs and adverbial phrases of time.			
3. use modal verbs of deduction for descriptions.			
4. discuss communication with technology.			
5. use intensifiers with adjectives.			

PROJECTS

PROJECT 1 - SOCIAL MEDIA PROFILE

Make a poster out of your social media profile. This is a great opportunity for your teacher and classmates to get to know more about you. Fill in each aspect of the profile and add or draw pictures.



The form is designed to look like a social media profile. It includes a header with a camera icon, a name field, and several sections for personal information and preferences.

Name: _____

My birthday: _____

I went to school: _____

I am from: _____

I live in: _____

I work: _____

My friends

My favorites:

Color:	Number:	Season:
Subect:	Song:	

What I like: _____

What I don't like: _____

B1 CHAPTER 1

PROJECTS (CONTINUED)

PROJECT 2 - SHE RECEIVED A TEXT MESSAGE ...

Choose **one** of the four pictures of the woman. She received a text message that made her show emotion on her face. Make up a story with a partner about the text message she received.


Be creative and include the answers to the following questions:

- Who texted her?
- What did the person write?
- How is she feeling?



B1 CHAPTER 2

SELF-EVALUATION

I CAN ...	How well do I understand the topic?		
			
1. discuss sports and activities.			
2. use previously learned past tenses.			
3. use time phrases with since and for .			
4. use adverbs of time.			
5. use the present perfect continuous tense.			

PROJECTS

PROJECT 1 - INTERVIEW WITH A PROFESSIONAL ATHLETE

Work with a partner. One of you will be a famous athlete and the other a reporter. Come up with some important questions about the start of the athlete's career, some important life events, and also future plans. Research the athlete so that you are using real facts about his/her life.

PROJECT 2 - MAKE UP A SPORT




Create a new sport with your partner or group.

Answer the following questions:

1. What is the name of the sport?
2. How many people do you need to play?
3. What are the rules?
4. How does someone win?

B1 CHAPTER 3

SELF-EVALUATION

I CAN ...	How well do I understand the topic?		
			
1. discuss holidays and celebrations using conjunctions.			
2. compare and contrast using alternative comparative forms.			
3. use question tags.			
4. give advice and suggestions about relationships.			

PROJECTS

PROJECT 1 - ENGLISH-SPEAKING HOLIDAYS

Research an English-speaking holiday. Talk about how it is celebrated and any interesting facts you learn about it. Make sure to answer the following questions:

1. What is the holiday and country you researched?
2. On which day is the holiday celebrated?
3. Why is it celebrated, or why is it important enough to be a holiday?
4. When did it first become a holiday?
5. What do people do in this country to celebrate?
6. What is one interesting or unusual fact about this holiday?
7. Does your family or your culture have anything similar to this holiday?

B1 CHAPTER 3

PROJECTS (CONTINUED)

PROJECT 1 - ENGLISH-SPEAKING HOLIDAYS (CONTINUED)




Holidays in the United States	Holidays in Australia	Holidays in the United Kingdom	Holidays in Canada
New Year's Day Inauguration Day Martin Luther King Jr. Day President's Day Memorial Day Independence Day Labor Day Halloween Veteran's Day Thanksgiving Day	New Year's Day Australia Day Canberra Day Anzac Day Reconciliation Day Queen's Birthday Labour Day Boxing Day	New Year's Day Early May Spring Bank Holiday Summer Bank Holiday Boxing Day	New Year's Day Victoria Day Canada Day Boxing Day Labour Day Thanksgiving Remembrance Day

PROJECT 2 - ONLINE INVITATION

With a partner, go online to an electronic invitation website (for example: evite.com) and create an invitation for a celebration. Fill out all of the information and then "invite" people from your class. Don't forget to send it to your teacher as well. When you receive an invitation, RSVP if you can go to the party and leave a comment as well.

B1 CHAPTER 4

SELF-EVALUATION

I CAN ...	How well do I understand the topic?		
			
1. discuss future education plans.			
2. make predictions about future events.			
3. use cause and effect connecting words.			
4. understand differences of 1st and 2nd conditional.			

PROJECTS

PROJECT 1 - IF I STUDIED ABROAD ...

Have you ever thought about studying abroad? If you have, great. If you haven't, think about places you would like to visit or study and research them. Once you decide where you want to go, research a few different program options. Talk about where you want to study, what you will do, and why. Use the 2nd conditional for as many sentences as possible. Use the main clause as the if clause of the next sentence.

For example:

If I studied abroad, I would go to Canada. I like the French-Canadian pronunciation.

If I went to Canada, I would go to school at Montreal University. I think Montreal is a beautiful city.

If I went to school at Montreal University, I would live on campus. It is much cheaper to live on campus.

If I lived on campus, I would have a Canadian roommate ...

PROJECT 2 - UNIVERSITY APPLICATION

Fill out the Robotel University Application with your partner. Either one of you can fill it out with your information, or you can make up all of the information as a fake character.

B1 CHAPTER 4

UNIVERSITY APPLICATION WORKSHEET



First-Year Admissions Application Form

For which semester are you applying? SPRING FALL

Possible Major: _____

Career Plans: _____

Personal Information

Full Name: _____ Date: _____
Last First M.I.

Date of Birth: _____ Place of Birth.: _____

Citizenship: _____
Ethnicity: Hispanic or Latino Asian Black or African American American Indian or Alaska Native White Other: _____

Address: _____
Street Address Apartment/Unit #

City State ZIP Code

Phone: _____ Email: _____

Family Information (Parent or Guardian) #1

Full Name: _____ Date: _____
Last First M.I.

Address: _____
Street Address Apartment/Unit #

City State ZIP Code

Living: Yes No If No, Date Deceased: _____
Phone: _____ Email: _____
Profession: _____ Employer: _____
College: _____ Degree Earned: _____ Year: _____

Family Information (Parent or Guardian) #2

Full Name: _____ Date: _____
Last First M.I.

Address: _____
Street Address Apartment/Unit #

City State ZIP Code

Living: Yes No If No, Date Deceased: _____
Phone: _____ Email: _____
Profession: _____ Employer: _____
College: _____ Degree Earned: _____ Year: _____

General Family Information

Your parents are: Married Divorced Other

With whom do you reside: Both Parents Parent/Guardian 1 Parent/Guardian 2 Other: _____

B1 CHAPTER 4

UNIVERSITY APPLICATION WORKSHEET (CONTINUED)

Academic Information

School: _____

Type of School: Public Private Charter Home School Other: _____

Date of Graduation: _____ Counselor's Name: _____ Counselor's Email: _____

Current/Last Year's Courses

List name, level, and grade of all your current/or last year courses.

Name	Level	Grade
1.		
2.		
3.		
4.		
5.		
6.		
7.		
8.		
9.		
10.		

Test Scores

List all standardized tests with scores and dates below:

Name of the Test	Score	Date Taken

Academic Distinction

List all academic or educational awards and honors you received in high school.

Extracurricular and Volunteer Information

List any significant high school extracurricular or volunteer activities.

Activity	Grade Level	Accomplishment	Hours/Week Weeks/Year	Will you participate in college? (Yes, No, Maybe)

Employment Information

List any high school work experiences.




Employer:	Position/Job Description	Dates of Employment	Hours per week

I certify that my answers are true and complete to the best of my knowledge.

Signature: _____ Date: _____

B1 CHAPTER 5

SELF-EVALUATION

I CAN ...	How well do I understand the topic?		
			
1. talk about errands using phrasal verbs.			
2. use nouns as adjectives.			
3. discuss fashion using determiners and pronouns.			
4. talk about shopping using relative pronouns.			
5. use active and passive voices.			

PROJECTS

PROJECT 1 - SHOPPING SKIT

With a partner, write and present a shopping skit. You can choose **one** of the topics from the list or make up your own. Use as much vocabulary and grammar from the chapter as possible.

- | | | |
|----------------------|--------------------|--|
| Birthday present | Looking for a sale | Returning an item - broke after one use |
| Father's Day present | At a pet store | Returning an item - ordered online & received wrong item |
| Mother's Day present | Sports item | Kid birthday |
| Trying clothes on | Jewelry | Finding a unique gift |

PROJECT 2 - ONLINE SHOPPING SPREE




You have an upcoming event for which you need a new outfit. However, you do not have enough time to go into a store. So, you decide to go online to one of the most popular department stores in the United States called Macy's. You will need to pick out an entire outfit from the online store, copy the picture of each clothing item, and then write a short paragraph describing each item of clothing.

Steps to follow:

1. Go to the website for Macy's. <https://www.macys.com>
2. Start shopping. You will be picking out enough items to make a complete outfit: top, pants or skirt, shoes or boots, jewelry, and other accessories.
3. Finally, write a description of each of the clothing items you picked out.
4. Also, include the cost of each item in U.S. dollars and how much it costs in your currency.

B1 CHAPTER 6

SELF-EVALUATION

I CAN ...	How well do I understand the topic?		
			
1. talk about film and TV using correct adjective endings.			
2. use the past perfect.			
3. discuss music using connecting words to show contrast.			
4. combine verbs and prepositions.			
5. talk about entertainment using the active and passive voices.			

PROJECTS

PROJECT 1 - MOVIE PROJECT

Go online to research movies that are currently playing in movie theaters in America. Go to the following link and answer the questions below: <https://www.imdb.com/movies-in-theaters/>

Part A: Choose **three** movies and try to find the following information about those movies. *Only pick movies you are allowed to see.*

Questions	Movie 1	Movie 2	Movie 3
1. What is the movie title?			
2. What is the genre/type of movie?			
3. Who are the actors/actresses in the movie?			
4. Have any of these actors won an award?			
5. How long is the movie?			
6. What is your opinion about this movie after watching the trailer?			

B1 CHAPTER 6

PROJECTS (CONTINUED)

PROJECT 1 - MOVIE PROJECT (CONTINUED)

Questions	Movie 1	Movie 2	Movie 3
7. What is the rating for this movie? Are there any reviews about this movie that you can read?			
8. Is this movie playing near you in a theater now or coming soon?			

Part B: Now choose **one** of the movies and click on "Get showtimes and tickets!" Find the answers to these questions:

Questions	Answers
1. How much does it cost to see the movie?	
2. At which theater will you see this movie?	
3. At what time is the movie showing today?	
4. What is the price of admission in the afternoon? In the evening?	
5. What is the price of admission for an adult? Child? Senior?	

PROJECT 2 - INFOMERCIAL

Infomercials are informative commercials on TV that are a type of entertainment. They are known for promising viewers excellent life-changing products at very low prices. Common infomercials advertise cleaning, fitness, cooking, or beauty products. During the commercial, the viewer sees how the product works and how much it costs. In many cases, special offers for the products are only available if you call "within the next 10 minutes," and you may get free shipping, two for the price of one, or a 30-day money back guarantee. Some famous products from infomercials include the Shamwow, Bowflex, Snuggie, Ped Egg, OxiClean, Proactiv, and the Clapper. Have you heard of any of these products? Do you see infomercials on TV where you live?

Make your own infomercial:

Watch a few of these well-known infomercials and then come up with your own item to sell. Write your own infomercial. Include the answers to the following questions: What is it, what is it used for, why can't someone live without it, and what deal are you offering the viewers?