




A2 CHAPTER 1

SELF-EVALUATION

I CAN ...	How well do I understand the topic?		
			
1. describe rooms in a house and household items.			
2. use prepositions of place.			
3. describe items in a room using there is/there are .			
4. use the present continuous.			
5. discuss chores using adverbs of frequency.			

PROJECTS

PROJECT 1 - DRAW YOUR DREAM ROOM

With a partner, dream up the best bedroom you can think of. First, design your room on a piece of paper. Include at least 20 objects and label each one with the correct vocabulary word. Lastly, write at least 15 sentences to describe the room.

PROJECT 2 - DESIGN YOUR DREAM ROOM ON A BUDGET

With a partner, design a room on the computer with pictures and prices. Look at different sites and online stores to find furniture you would like to have in your room. Make sure you keep track of the prices. Your goal is to have a nice room and stay under budget. You are given \$ _____ to spend.




For example:

Budget Checklist - Budget \$2,000

Furniture Item	Cost	Website	Total Money Left to Spend
Bed	\$759.00	www.bedsrus.com	\$2,000-\$759 = \$1,241
Desk	\$382.00	www.desksdesks.com	\$1,241-\$382 = \$859

A2 CHAPTER 2

SELF-EVALUATION

I CAN ...	How well do I understand the topic?		
			
1. discuss food and drink using some and any .			
2. use basic intensifiers to describe food.			
3. discuss groceries using countable and uncountable nouns.			
4. order in a restaurant.			
5. use polite requests with could .			

PROJECTS

PROJECT 1 - CREATE A MENU




Create an American menu for a restaurant or café. Name your restaurant or café. On your menu include **four** of the six categories: appetizers, soups, salads, main courses, desserts, and drinks.

PROJECT 2 - RESTAURANT SKIT

You and your partner(s) are going to act out a scene in a restaurant. One of you will be the waiter/waitress, and the other(s) will be the customer(s). Role-play what the conversation would be like from start to finish. Use greetings, order politely, order from different parts of the menu, and pay the bill.

A2 CHAPTER 3

SELF-EVALUATION

I CAN ...	How well do I understand the topic?		
			
1. discuss outdoor activities using the past simple.			
2. discuss travel.			
3. ask and answer questions using the past simple.			
4. discuss the natural world.			

PROJECTS

PROJECT 1 - MY VACATION

Choose a vacation that you went on and present it to the class. Make a poster or PowerPoint slide with pictures from events on the trip. Use the past simple to describe the activities you did, the sights you saw, and the food you ate.

PROJECT 2 - VACATION BROCHURE

Make a brochure about a state in the United States. Say what the state name, population, and capital city are. Include sights to see and things to do that are unique to that state.

A2 CHAPTER 4

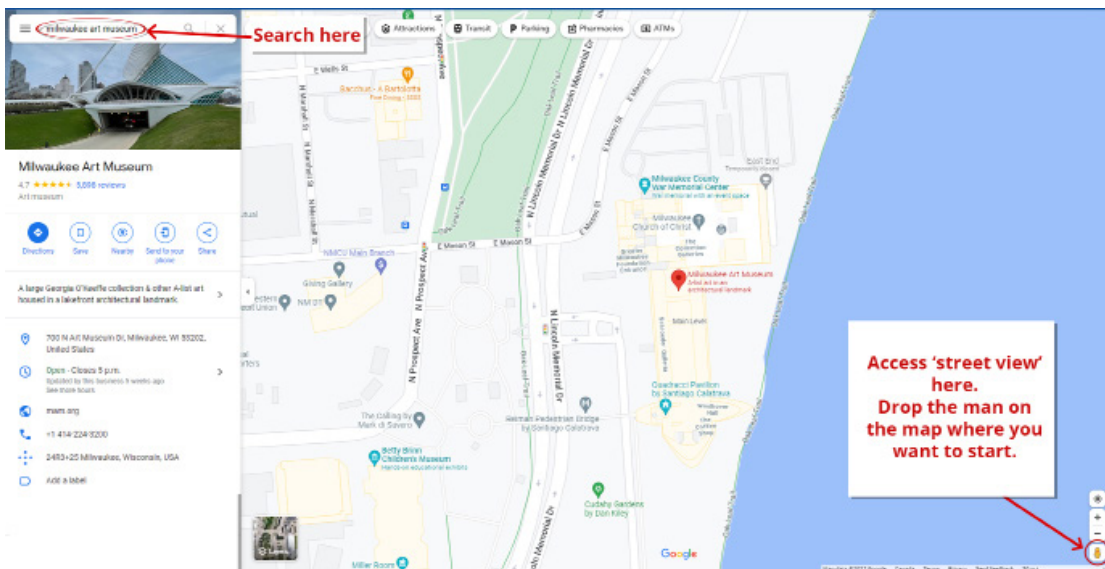
SELF-EVALUATION

I CAN ...	How well do I understand the topic?		
	😊	😐	😞
1. discuss places using the past continuous.			
2. use coordinating conjunctions.			
3. give and follow directions using imperatives.			
4. discuss getting around town using prepositions of movement.			
5. use adverbs to describe verbs.			

PROJECTS

PROJECT 1 - ONLINE INTERACTIVE MAP

Explore Milwaukee, WI with the “street view” of an online map. Fill out the worksheet as you follow the directions.



A2 CHAPTER 4

PROJECTS (CONTINUED)

PROJECT 2 - ONLINE INTERACTIVE MAP WORKSHEET

Explore Milwaukee, WI with the "street view" of an online map.

A. The Milwaukee Art Museum - Address: 700 N. Art Museum Drive Milwaukee, WI 53202

What is the telephone number? _____

What is the website? _____

What are the open hours for today? _____

When is it open tomorrow? _____

Follow the directions:

1. Begin at the art museum.
2. Head north on Art Museum Drive. Go straight until you get to N. Lincoln Memorial Drive.
3. Turn left onto N. Lincoln Memorial Drive.
4. Turn right onto E. Clybourn Street.
5. Turn left onto 6th Street.
6. Turn left onto Canal Street.
7. The building is on the left.

Where did the directions take you?

Name of place: _____

Address: _____

B. Summerfest - Address: 200 N. Harbor Dr. Milwaukee, WI 53202

What is the telephone number? _____

What is the website? _____

What are the open hours for today? _____

When is it open tomorrow? _____

Follow the directions:

1. Go west on N. Harbor Dr. and continue straight ahead to N. Lincoln Memorial Dr.
2. Turn right onto N. Lincoln Memorial Dr.
3. Turn left onto E. Clybourn St.
4. Turn right onto N. Water St.
5. Turn left onto E. Wells St.
6. The building is on the right side of the street.

Where did the directions take you?

Name of place: _____

Address: _____

C. _____ - Address: _____

NOW YOUR TURN: Explore Milwaukee on the map and pick a place to start and end. Write the address to start and the directions to the next place. Share with the class.

What is the telephone number? _____

What is the website? _____

What are the open hours for today? _____




When is it open tomorrow? _____

Give the directions:

1. _____
2. _____
3. _____
4. _____
5. _____
6. _____

A2 CHAPTER 5

SELF-EVALUATION

I CAN ...	How well do I understand the topic?		
			
1. discuss body parts and injuries.			
2. use reflexive and indefinite pronouns.			
3. discuss illnesses and give recommendations.			
4. use the present perfect.			
5. use indirect objects.			

PROJECTS

PROJECT 1 - HELP ME, DOCTOR!

Write a skit about going to the doctor. One of you will be the doctor and the other will be the person visiting the doctor. The person visiting needs to have an illness or injury. The doctor should ask questions, and the person has to answer them based on the symptoms or injury. At the end, the doctor needs to give recommendations for what the person should do.




PROJECT 2 - REAL LIFE INJURIES AND ILLNESSES

Research an illness or injury and answer the following questions.

1. What are the symptoms of this illness/injury?
2. How is it treated?
3. Is this illness something you can get anywhere in the world?
4. How many people had this injury/illness last year? Or the year before?
5. How long does it take to heal/recover?
6. What is one interesting fact about this injury/illness?

A2 CHAPTER 6

SELF-EVALUATION

I CAN ...	How well do I understand the topic?		
			
1. discuss professions using the future tense.			
2. use the present continuous for the future.			
3. discuss places of work using the 1st conditional tense.			
4. discuss communication through the use of technology.			
5. use gerunds and infinitives.			

PROJECTS

PROJECT 1 - MY FUTURE PROFESSION

Give a presentation about your future profession. Use the future tense and if clauses. Answer these questions and give any further information you think is important for your future profession.

1. What do you want your future profession to be? Why?
2. What characteristics do you need to have to be good at your profession?
3. Will you earn a lot, average, or a little money?
4. Why will this profession make you happy?
5. What will be difficult about your future profession?
6. What profession will you never become? Why?
7. What time of day and how many hours will you have to work?

PROJECT 2 - RESEARCH A CAREER

Research a career in the U.S. and answer the questions about that career.

1. What type of schooling do you need to become this profession?
2. How much does the average person earn in the profession?
3. What type of tasks do they have to do?
4. Do they have to wear a uniform?
5. Would you like to be this profession?
6. How is this profession different in the U.S. versus in your country?