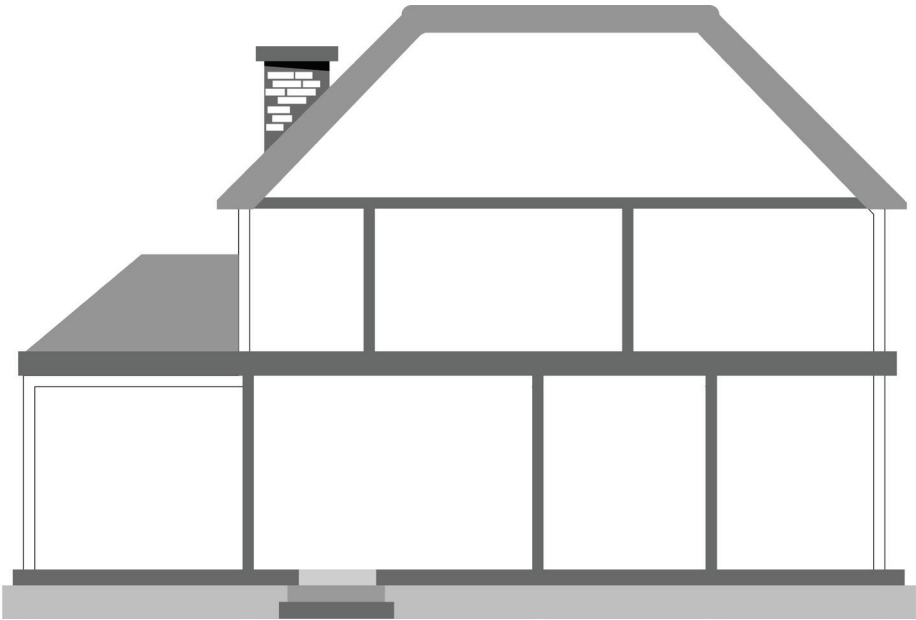


A2 ACTIVITY 1.1.19

DESIGN A HOUSE!

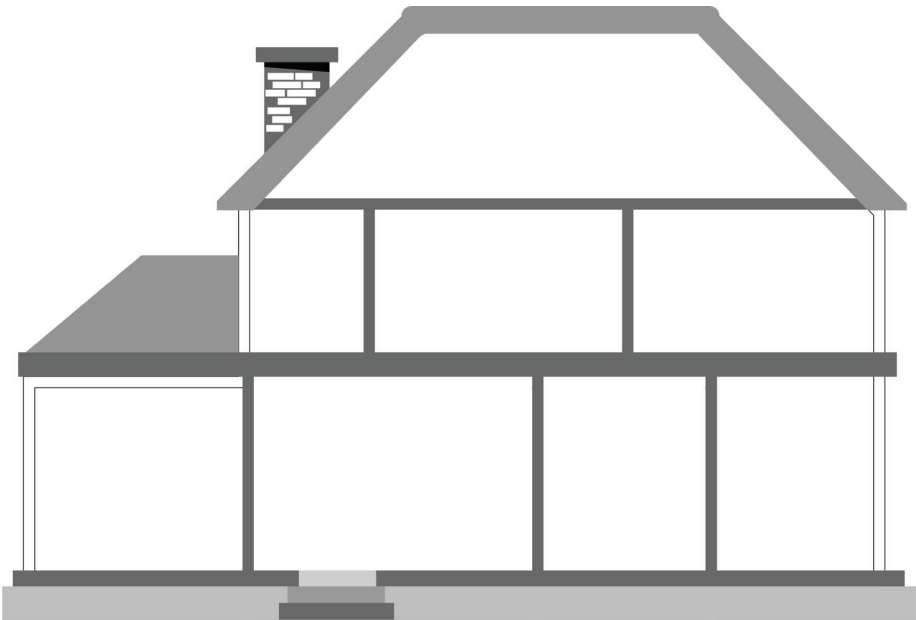
Design your house by writing room names in each area. Then, describe your house layout to your partner using prepositions of place. Draw your partner's house as he/she describes it to you.

My House



About My House

My Partner's House



A2 ACTIVITY 1.1.20

WHAT DOES YOUR HOUSE LOOK LIKE?

Create **five** open-ended questions using different question words to learn about your partner's real house.

	My Questions	My Partner's Answers
1.		
2.		
3.		
4.		
5.		

A2 ACTIVITY 1.2.20

WHO UNPACKS WHAT?

PARTNER 1

You and your family are moving into a new home today. You and your siblings are helping unpack and move the furniture into the home. Your mom made a list of who is helping with what. Take turns asking and answering questions to complete the list. Put an **X** under the people who are helping with or unpacking each item.

For example: **Partner 1** asks: Who is unpacking the blanket?

Partner 2 says: Sarah is unpacking the blanket.

Household Item	Ben	Sarah	Ryan
Ex: the blanket		X	
the bed			
the bookshelf			
the clock	X		
the curtains	X		
the dresser	X		X
the lamp			
the pictures			
the pillows		X	
the plant		X	
the posters			
the rug			X
the towels			

A2 ACTIVITY 1.2.20

WHO UNPACKS WHAT?

PARTNER 2

You and your family are moving into a new home today. You and your siblings are helping unpack and move the furniture into the home. Your mom made a list of who is helping with what. Take turns asking and answering questions to complete the list. Put an **X** under the people who are helping with or unpacking each item.

For example: **Partner 1** asks: Who is unpacking the blanket?

Partner 2 says: Sarah is unpacking the blanket.

Household Item	Ben	Sarah	Ryan
Ex: the blanket		X	
the bed		X	X
the bookshelf	X		X
the clock			
the curtains			
the dresser			
the lamp		X	
the pillows			
the pictures	X		
the plant			
the posters		X	
the rug			
the towels	X		

A2 ACTIVITY 1.2.21

DESCRIBE A ROOM!

Choose **one** of the nine rooms to describe to your partner. Do not tell your partner which room it is. You must say at least **six** sentences to your partner about different items that are in the room: the colors, locations of items in the room, etc. Your partner will listen to all your sentences and then guess which room you described.



Bedroom 1



Bedroom 2



Bedroom 3



Dining Room 1



Dining Room 2



Dining Room 3



Living Room 1



Living Room 2



Living Room 3

A2 ACTIVITY 1.3.23

LET'S BUILD SENTENCES!

Make as many sentence combinations as possible with your partner or group using the words on the worksheet. The verbs should be conjugated in the **present continuous** tense. Listen carefully to your partner(s) and when it is your turn, try not to repeat any of the sentences.

Subject	Infinitive Verb	Object
I You Jeff She Bob and I Lizzy and Todd	to make to clean to take out to wash to do	the dishes the room the clothes the bed the garbage the windows

A2 ACTIVITY 1.3.24

HOW OFTEN?

PARTNER 1

Take turns asking and answering questions about how often people do chores.

For example:

Partner 1 reads: Chloe / take out garbage

Partner 1 asks: How often does Chloe take out the garbage?

Partner 2 reads: Chloe / never

Partner 2 answers: Chloe never takes out the garbage.

Example Question	Example Answer
1. Chloe / take out the garbage	1. Chloe / never

Questions to ask Partner 2	Answers for Partner 2's Questions
1. Dave / dry the clothes in a dryer	my sister / never
2. the girls / water the flowers	I / daily
3. you / make your bed	Jason / always
4. your parents / do the laundry	Kate and Owen / monthly
5. Travis / vacuum	Brooke / often

A2 ACTIVITY 1.3.24

HOW OFTEN?

PARTNER 2

Take turns asking and answering questions about how often people do chores.

For example:

Partner 1 reads: Chloe / take out garbage

Partner 1 asks: How often does Chloe take out the garbage?

Partner 2 reads: Chloe / never

Partner 2 answers: Chloe never takes out the garbage.

Example Question	Example Answer
1. Chloe / take out the garbage	1. Chloe / never

Questions to ask Partner 1	Answers for Partner 1's Questions
1. Kate and Owen / wash the windows	Dave / never
2. Brooke / mow the lawn	Travis / rarely
3. you / clear the table	I / sometimes
4. your sister / clean her room	the girls / always
5. Jason / feed the dog	my parents / every day

A2 ACTIVITY 1.3.25

DO YOU HELP AT HOME?

Take turns asking and answering questions with your classmates.

For example:

Partner 1 asks: Do you do your own laundry?

Partner 2 answers: No, my mom does my laundry.

Partner 1 writes in the box: No, Becky doesn't do her own laundry. **OR**

No, Becky's mom does her laundry.

Now repeat, but **Partner 2** asks a question to **Partner 1**. Then, switch partners and ask a different question. Continue this until all of your questions are answered.

Do you do your own laundry?	How often do you clean your room?	Who usually cooks dinner at your house?	How often do you wash your clothes?
How often do you vacuum?	Do you feed a pet?	Who sets the table?	How often do you water your plants?
When do you feed your pet?	Do you make your bed every morning?	When do you take out the garbage?	Who washes the dishes?
Who usually clears the table?	Do you often help at home?	How often do you mow the lawn?	When do you wash the windows?

A2 ACTIVITY 2.1.21

WHAT DOES EACH PERSON EAT?

PARTNER 1

Take turns asking and answering questions about what each person eats for the meals given.

For example:

Partner 1 reads: Max / breakfast

Partner 2 sees: Max



Partner 1 asks: What does Max eat for breakfast?

Partner 2 answers: Max eats eggs for breakfast.

Questions to ask Partner 2	Answers for Partner 2's Questions
Ex: Max / breakfast	
1. you / breakfast	1. my brother 
2. Jake and Owen / lunch	2. Taylor and Jenny 
3. Lauren / snack	3. you 
4. your parents / dinner	4. Jason 

A2 ACTIVITY 2.1.21

WHAT DOES EACH PERSON EAT?

PARTNER 2

Take turns asking and answering questions about what each person eats for the meals given.

For example:



Partner 1 reads: Max / breakfast

Partner 2 sees: Max



Partner 1 asks: What does Max eat for breakfast?

Partner 2 answers: Max eats eggs for breakfast.

Questions to ask Partner 1	Answers for Partner 1's Questions	
	Ex: Max	
1. your brother / breakfast	1. you	
2. Taylor and Jenny / lunch	2. Jake and Owen	
3. I / snack	3. Lauren	
4. Jason / dinner	4. my parents	

A2 ACTIVITY 2.1.22

LET'S HAVE LUNCH!

You and your partner are having lunch together. Look over the menu and ask each other questions about what each person is going to order. Discuss what food you like and dislike on the menu.



A2 ACTIVITY 2.2.19

WHAT DO YOU EAT?

Take turns asking and answering questions about your eating habits.

Questions	Answers
1. What do you eat for breakfast?	
2. What do you eat for lunch?	
3. What fruit and vegetable do you really like?	
4. Are there any foods you don't like?	
5. What type of meat or seafood do you prefer?	
6. What is your favorite meal of the day?	

A2 ACTIVITY 2.2.21

LET'S BUILD SENTENCES!


Look at the words given, and make as many sentence combinations as possible. Listen carefully to your partner, and try not to repeat any sentences.

Subject	Verb of Preference	Infinitive Verb	Other Information			Meal
I	can't stand don't like don't mind enjoy like love	to eat to cook	fruit vegetables coffee pork omelette mushrooms	fries food soda cheese seafood onions	berries butter cereal yogurt salad soup	breakfast lunch dinner

A2 ACTIVITY 2.3.18

MAY I TAKE YOUR ORDER?

You and your partner will use the menu to role play a conversation between a waiter/waitress and a customer. When the conversation is complete, switch roles, and have a new conversation.



salads

Tomato and Mozzarella Salad	\$7
Shrimp Salad	\$9
Chicken Salad	\$8

soups

French Onion Soup	\$6
Mushroom Soup	\$5
Tomato Soup	\$5

specialties

Beef with Rice and Vegetables	\$14
Cheeseburger with Fries	\$12
Pasta with Lobster	\$15
Sausage Pizza	\$10

dessert

Piece of Chocolate Cake	\$4
Bowl of Ice Cream	\$3

drinks

Coffee	\$3
Tea	\$2
Lemonade	\$2
Soda	\$2

Customer's Order

A2 ACTIVITY 2.3.20

RESEARCH A RESTAURANT IN NEW YORK CITY

Complete your restaurant information using www.tripadvisor.com. Then, discuss the restaurant with your group.

My Restaurant Information					
Restaurant Name	Phone Number	Type of Food	Specialties / Known For	Price (\$, \$\$, \$\$\$)	What would you like to order to eat?

Partner's Restaurant Information			
	Partner 1	Partner 2	Partner 3
Restaurant Name			
Phone Number			
Type of Food			
Specialties / Known For			
Price (\$, \$\$, \$\$\$)			
What would you like to order to eat?			

A2 ACTIVITY 3.1.17

COMPLETE THE SENTENCES!

PARTNER 1

First, fill in the blanks with **was** or **were** if it shows (yes) and with **wasn't** or **weren't** if it shows (no). Then, **Partner 1** will read his/her sentences in order for **Partner 2** to complete his/her worksheet.

For example:

Partner 1 says: I _____(pause) outside today. (no)

Partner 2 says: I **wasn't** outside today.

Partner 1 will then let **Partner 2** know if he/she completed the sentence correctly. If it isn't correct, **Partner 2** tries again until he/she gets the answer correct. Now switch roles.

My Sentences
1. You _____ at the campsite yesterday. (no)
2. It _____ 8:00 in the evening. (yes)
3. The pictures _____ beautiful. (yes)
4. The campground _____ on the beach. (no)
5. My family and I _____ on vacation. (yes)
6. My camera _____ broken. (yes)
7. The tents _____ very big. (no)
8. His hobby _____ to go fishing. (no)

A2 ACTIVITY 3.1.17

COMPLETE THE SENTENCES!

PARTNER 2

First, fill in the blanks with **was** or **were** if it shows (yes) and with **wasn't** or **weren't** if it shows (no). Then, **Partner 1** will read his/her sentences in order for **Partner 2** to complete his/her worksheet.

For example:

Partner 1 says: I ____ (pause) outside today. (no)

Partner 2 says: I **wasn't** outside today.

Partner 1 will then let **Partner 2** know if he/she completed the sentence correctly. If it isn't correct, **Partner 2** tries again until he/she gets the answer correct. Now switch roles.

My Sentences
1. The food _____ for the barbecue. (yes)
2. The bicycles _____ too small for them. (no)
3. Her hobby _____ to take pictures. (yes)
4. My friends and I _____ at the beach for a picnic. (no)
5. The outdoors _____ quiet at night. (yes)
6. The hike _____ too difficult. (no)
7. The mountains _____ very tall. (no)
8. His favorite activity as a child _____ to ride his bike. (yes)

A2 ACTIVITY 3.1.18

FIND A CLASSMATE!

Speak with classmates to find out who does each activity. Ask extra questions to learn more about each person.

For example: **Partner 1** asks: Do you enjoy camping?
Partner 2 answers: Yes, I like camping.
Partner 1 asks: Why do you like camping?
Partner 2 answers: I really like sleeping in a tent.

Classmate who ...	Classmate's Name	Extra Information
takes a trip in the summer		
enjoys hiking		
has a hobby		
likes to take pictures		
goes camping		
rides a bike to school		
wants to climb a mountain		
enjoys flying		
likes to plan trips		
likes to travel by bus		

A2 ACTIVITY 3.2.22

WHAT DID YOU DO ...?

Take turns asking and answering questions about what you and your partners did during certain time periods.

What did you do ...	Partner 1	Partner 2	Partner 3
last night?			
yesterday morning?			
yesterday afternoon?			
the day before yesterday?			
last weekend?			

A2 ACTIVITY 3.2.24

LET'S GO TO THE AIRPORT!

Look at this infographic of an airport. Discuss what people do at the airport. Each person needs to say at least **two** sentences about each part of the airport.



A2 ACTIVITY 3.3.18

TALK TO A TRAVEL AGENT!PARTNER 1

Take turns being the customer and travel agent. When **Partner 1** is the travel agent, he/she asks **Partner 2** questions about vacation preferences. Once **Partner 1** has completed **two** customer boxes, **Partner 2** then becomes the travel agent. Once you both have completed all the boxes, look at the trips offered by the travel agent and match each customer with the best vacation. There are four customers and six vacations.

For example:

Partner 1 is the **travel agent** and **Partner 2** is the **example customer**.

Partner 1: (Acting as travel agent) Hello, can I help you?

Partner 2: (Acting as example customer) Yes, I need a vacation!

Partner 1: Great. What are some things you like and don't like to do?

Partner 2: I really like sports, taking pictures, and cold weather. I don't like the desert or really hot weather.

Partner 1: Where did you go on vacation already? (or: Where did you go before?)

Partner 2: I went to Alaska and Minnesota already.

Then switch roles. **Partner 1** will be Customer 1 and 3. **Partner 2** will be Customer 2 and 4. Then, with your partner, use the information and fill in the "Vacation match" box for each customer at the bottom of the chart. Lastly, write 2-3 reasons about why you picked that vacation for that customer.

	Example	Customer 1	Customer 2	Customer 3	Customer 4
Vacation match	Copper Mountain in Colorado				
Why?	<div><div>- enjoys sports</div><div>- likes cold weather</div></div>	<div><div>- likes the ocean & beach</div><div>- already was in California</div></div>		<div><div>- likes water</div><div>- enjoys camping</div><div>- already was in Hawaii</div></div>	



Copper Mountain Ski Resort in Colorado



Ludington State Park in Michigan



Mojave Desert in California



Napili Beach in Hawaii



Red River Gorge in Kentucky



The Chicago River in Illinois

A2 ACTIVITY 3.3.18

TALK TO A TRAVEL AGENT!PARTNER 2

Take turns being the customer and travel agent. When **Partner 1** is the travel agent, he/she asks **Partner 2** questions about vacation preferences. Once **Partner 1** has completed **two** customer boxes, **Partner 2** then becomes the travel agent. Once you both have completed all the boxes, look at the trips offered by the travel agent and match each customer with the best vacation. There are four customers and six vacations.

For example:

Partner 1 is the **travel agent** and **Partner 2** is the **example customer**.

Partner 1: (Acting as travel agent) Hello, can I help you?

Partner 2: (Acting as example customer) Yes, I need a vacation!

Partner 1: Great. What are some things you like and don't like to do?

Partner 2: I really like sports, taking pictures, and cold weather. I don't like the desert or really hot weather.

Partner 1: Where did you go on vacation already? (or: Where did you go before?)


Partner 2: I went to Alaska and Minnesota already.

Then switch roles. **Partner 1** will be Customer 1 and 3. **Partner 2** will be Customer 2 and 4. Then, with your partner, use the information and fill in the "Vacation match" box for each customer at the bottom of the chart. Lastly, write 2-3 reasons about why you picked that vacation for that customer.

	Example	Customer 1	Customer 2	Customer 3	Customer 4
Vacation match	Copper Mountain in Colorado				
Why?	- enjoys sports - likes cold weather		- mountains - doesn't like boats - already went to California		- snow = too cold - desert = too hot - doesn't like ocean - already visited Michigan



Copper Mountain Ski Resort in Colorado



Ludington State Park in Michigan



Mojave Desert in California



Napili Beach in Hawaii



Red River Gorge in Kentucky



The Chicago River in Illinois

A2 ACTIVITY 3.3.19

WHAT'S YOUR FAVORITE VACATION?

Write open-ended and closed questions. Then, interview **two** classmates about their favorite vacations.

	Questions	Partner 1	Partner 2
1.			
2.			
3.			
4.			
5.			

A2 ACTIVITY 4.1.18

WHAT WERE THE PEOPLE DOING?

PARTNER 1

Take turns asking and answering questions about what each person or set of people **were doing** at each place.

For example:

Partner 1 reads: David - fire station

Partner 1 asks: What did David do at the fire station?

Partner 2 reads: David - work

Partner 2 answers: David was working at the fire station.

Questions to ask Partner 2	Answers to give Partner 2
1. Ben - post office	6. Susan - gas
2. the kids - playground	7. John - books
3. you - bank	8. Jennifer - art
4. Debbie - swimming pool	9. Kevin - hang out with a friend
5. Emma - hospital	10. Bryan and Mary - be on vacation

A2 ACTIVITY 4.1.18

WHAT WERE THE PEOPLE DOING?

PARTNER 2

Take turns asking and answering questions about what each person or set of people **were doing** at each place.

For example:

Partner 1 reads: David - fire station

Partner 1 asks: What did David do at the fire station?

Partner 2 reads: David - work

Partner 2 answers: David was working at the fire station.

Answers to give Partner 1	Questions to ask Partner 1
1. Ben - stamps	6. Susan - gas station
2. the kids - play	7. John - bookstore
3. I - get money	8. Jennifer - museum
4. Debbie - swim	9. Kevin - apartment building
5. Emma - visit her grandmother	10. Bryan and Mary - hotel

A2 ACTIVITY 4.1.19

WHAT WAS HAPPENING AROUND TOWN?

Take turns saying what is happening or happened around town using the map. Use compound sentences to expand your answers. Write all of your sentences and choose the top **five**.
For example: The truck is driving on Top Street, but it needs to be on King Street.

1.	16.
2.	17.
3.	18.
4.	19.
5.	20.
6.	21.
7.	22.
8.	23.
9.	24.
10.	25.
11.	26.
12.	27.
13.	28.
14.	29.
15.	30.

A2 ACTIVITY 4.1.19

WHAT WAS HAPPENING AROUND TOWN? (CONTINUED)



A2 ACTIVITY 4.2.21

WHICH WAY SHOULD I GO?

Take turns giving directions to and from **two** places. Follow along as your partner gives you the directions and say the place where you end up.



A2 ACTIVITY 4.2.22

DESCRIBE YOUR NEIGHBORHOOD!

Tell your partner about your neighborhood. Describe what buildings are nearby and where they are located using prepositions of movement and location.

My Partner's Neighborhood

A2 ACTIVITY 4.3.17

WHERE SHOULD I GO?

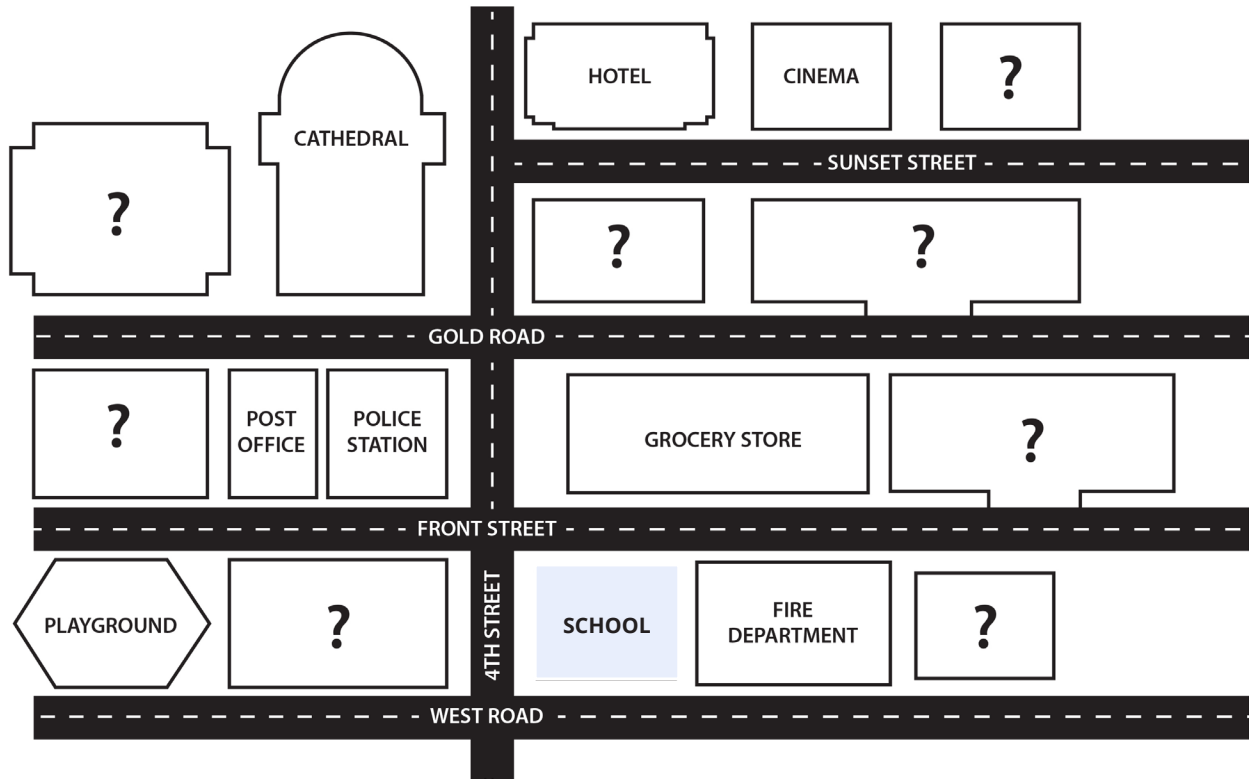
PARTNER 1

You are in a new city and do not know your way around. Take turns asking and answering questions about where you should go for each situation and where that building is located. Write the names on your map. Give directions to the building using prepositions.

For example:

Partner 1 reads: You want to find a place to learn English.
Partner 1 says: I want to learn English. Where should I go?
Partner 2 looks at map with buildings labeled and finds the place.
Partner 2 says: You should go to the school.
Partner 1 writes: *the school* in the "Where should I go?" box.
Partner 1 asks: Where is the school on the map?
Partner 2 says: It is on the corner of West Road and 4th Street.
Partner 1 writes: *the school* on his/her map now. (It is already there on the map, so you can see it as the example.)

Situations	Where should I go?
1. You want to find a place to park your car.	
2. You want to learn more about the history of the city.	
3. It is very hot out and you want to cool off.	
4. You want to buy a travel book that has a city map.	
5. You do not feel well and need a doctor.	
6. You want to take the train back home.	



A2 ACTIVITY 4.3.17

WHERE SHOULD I GO?

PARTNER 2

You are in a new city and do not know your way around. Take turns asking and answering questions about where you should go for each situation and where that building is located. Write the names on your map. Give directions to the building using prepositions.

For example:

Partner 1 reads: You want to find a place to learn English.

Partner 1 says: I want to learn English. Where should I go?

Partner 2 looks at map with buildings labeled and finds the place.

Partner 2 says: You should go to the school.

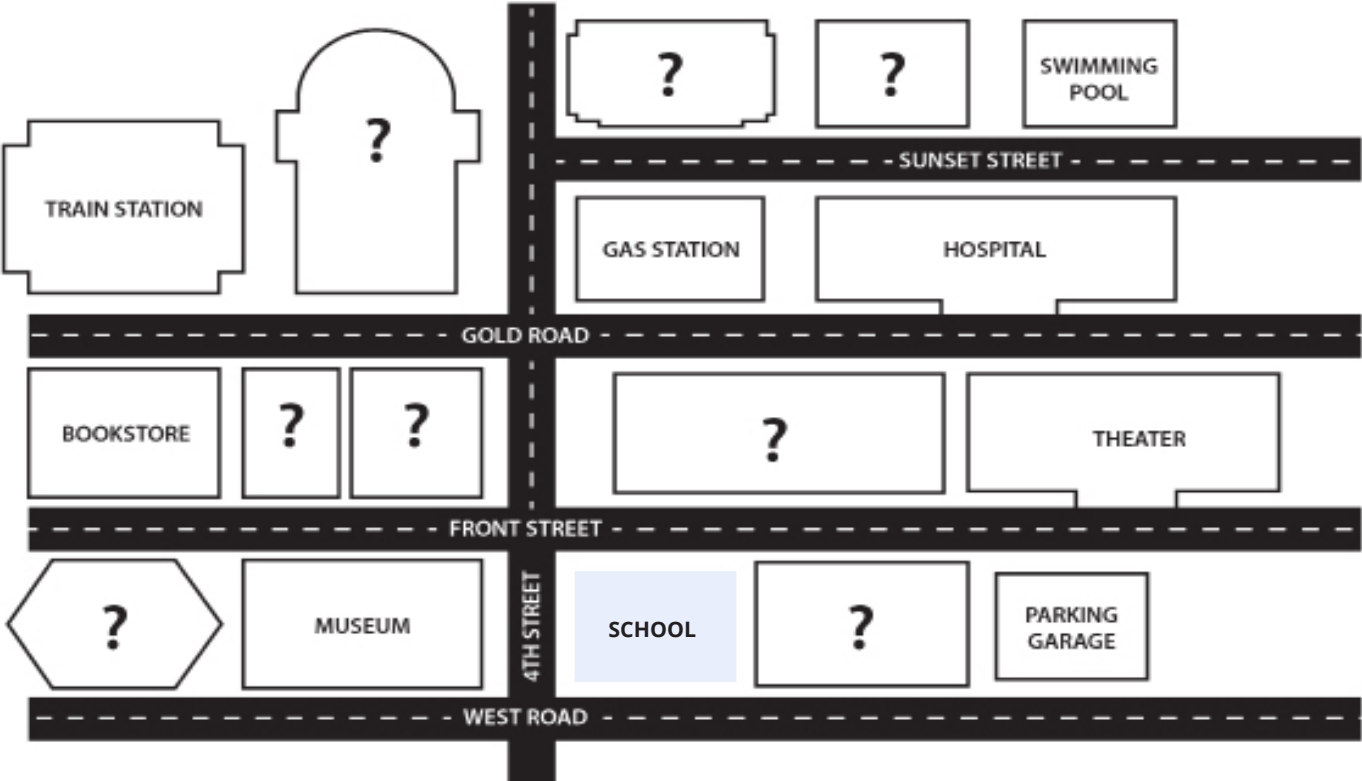
Partner 1 writes: the school in the "Where should I go?" box.

Partner 1 asks: Where is the school on the map?

Partner 2 says: It is on the corner of West Road and 4th Street.

Partner 1 writes: the school on his/her map now. (It is already there on the map, so you can see it as the example.)

Situations	Where should I go?
7. Someone took your bike!	
8. You want to buy a stamp so you can mail a postcard.	
9. You want to eat lunch in the park and sit on the swings.	
10. You have tickets to a movie tonight.	
11. You want to see some beautiful stained glass windows.	
12. It is evening, and you need to find a place to sleep.	



A2 ACTIVITY 5.1.18

CREATE A MONSTER!

You and your partner are each going to draw a monster with as many body parts and facial features as possible.

For example:

Partner 1 draws: two heads, six arms, three legs, four eyes, etc.

Partner 1 describes his/her monster to **Partner 2**.

Partner 2 draws what he/she hears.

Then, switch roles and **Partner 2** describes his/her monster to **Partner 1**.

Finally, each partner checks the other partner's drawing to make sure it is correct.

My Monster	My Partner's Monster

A2 ACTIVITY 5.2.16

ASK ANYONE ANYTHING!

Take turns asking and answering questions using indefinite pronouns. You are given four questions to ask, and you have to come up with one more question using an indefinite pronoun.

	Questions
	You can go anywhere in the world. Where do you want to go? Why?
Partner 1	
Partner 2	
	You can buy anything for someone's birthday. What do you buy? Why?
Partner 1	
Partner 2	
	You can help anyone feel better. Whom do you help? Why?
Partner 1	
Partner 2	
	You can take anyone on vacation with you. Whom do you take? Why?
Partner 1	
Partner 2	
	Your question:
Partner 1	
Partner 2	

A2 ACTIVITY 5.2.18

WHAT SHOULD I DO?

PARTNER 1

Take turns playing the role of a doctor and a sick person. The sick person uses the symptoms given when speaking with the doctor. The doctor listens to the symptoms and then gives recommendations on what the person should do.

Partner 1's Symptoms	Recommendations for Partner 2
fever	
feel cold	
body aches	

A2 ACTIVITY 5.2.18

WHAT SHOULD I DO?

PARTNER 2

Take turns playing the role of a doctor and a sick person. The sick person uses the symptoms given when speaking with the doctor. The doctor listens to the symptoms and then gives recommendations on what the person should do.

Partner 2's Symptoms	Recommendations for Partner 1
coughing	
sneezing	
throat hurts	

A2 ACTIVITY 5.3.19

HAVE YOU EVER ...?

Take turns asking and answering questions with your classmates using the past simple. Write the person's name and his or her yes/no answer in the question box.

For example:

Partner 1 asks: What is your name?

Partner 1 writes:

Have you ever
broken your arm?

Partner 2 says: My name is Sadie.

Partner 1 asks: Have you ever broken your arm?

Yes, Sadie has
broken her arm.

Partner 2 says: Yes, I have broken my arm.

Now repeat, but **Partner 2** asks a question to **Partner 1**. Then, switch partners and ask a different question. Continue this until all of your questions are answered.

Have you ever had to stay in the hospital?	Have you wanted to be alone instead of with people before? When/Why?	Have you ever been in danger or done something dangerous?	At your last appointment, how long did you have to sit in the waiting room?
Who have you looked after?	Have you ever been in a car accident?	Have you had the flu this year?	Have you ever sprained something? What?
Have you ever had a toothache?	Have you ever broken something? What?	Have you injured yourself in a sports competition?	Have you done something too fast and gotten hurt?
When have you been in a lot of pain?	Have you had a cold this year?	Who have you visited in a hospital?	Have you exercised today?

A2 ACTIVITY 5.3.20

DESCRIBE AN ILLNESS OR INJURY!

Take turns describing a time when you had an illness or an injury. As each student shares, the other students are going to ask questions to learn more about it.

	Illness or Injury	What happened?
Partner 1		
Partner 2		
Partner 3		

A2 ACTIVITY 6.1.18

WHICH PROFESSION BEST FITS YOU?

PARTNER 1

Take turns pretending to be a student and career counselor. Once you both have talked about all of your boxes, look at the occupation options, and match each person with the best occupation. *Each occupation can only be used once.*

For example:

Partner 1: (Acting as a career counselor) Hello, how can I help you today?

Partner 2: (Acting as a student) I am trying to find an occupation that I can do in the future.

Partner 1: (Acting as a career counselor) Great! What are some things you will want and not want to do in your future profession?


Partner 2: (Acting as a student) I will want to help other people. It makes me feel good to do something nice for someone else. I will not want to sit at a desk all day in my future profession. That will be boring.

Partner 1: (Acting as a career counselor) Okay. Let's see which profession fits you best.

	Person 1	Person 2	Person 3	Person 4
Likes	<div>- team work</div> <div>- danger</div> <div>- running</div> <div>- maps & directions</div>	<div>- talking to people</div> <div>- money & math</div> <div>- traveling</div> <div>- computers</div>	<div>- music</div> <div>- instruments</div> <div>- team work</div> <div>- artistic things</div>	<div>- maps</div> <div>- directions</div> <div>- traveling</div>
Dislikes	<div>- sitting at a desk</div> <div>- computers</div>	<div>- working alone</div> <div>- anything with art</div>	<div>- jobs hard on the body</div> <div>- getting hands dirty</div>	<div>- standing all day</div> <div>- talking a lot</div>
Which profession?				
Why?				


Profession Options

Explorer




Person # _____

Programmer




Person # _____

Pilot




Person # _____

Fireman




Person # _____

Mechanic




Person # _____

Businessman




Person # _____

Police Officer



Person # _____

Musician



Person # _____

A2 ACTIVITY 6.1.18

WHICH PROFESSION BEST FITS YOU?

PARTNER 2

Take turns pretending to be a student and career counselor. Once you both have talked about all of your boxes, look at the occupation options, and match each person with the best occupation. *Each occupation can only be used once.*

For example:

Partner 1: (Acting as a career counselor) Hello, how can I help you today?

Partner 2: (Acting as a student) I am trying to find an occupation that I can do in the future.

Partner 1: (Acting as a career counselor) Great! What are some things you will want and not want to do in your future profession?

Partner 2: (Acting as a student) I will want to help other people. It makes me feel good to do something nice for someone else. I will not want to sit at a desk all day in my future profession. That will be boring.

Partner 1: (Acting as a career counselor) Okay. Let's see which profession fits you best.

	Person 5	Person 6	Person 7	Person 8
Likes	<ul style="list-style-type: none"> - helping people - driving fast - doing what is right 	<ul style="list-style-type: none"> - maps - directions - traveling 	<ul style="list-style-type: none"> - fixing problems - working with my hands - vehicles 	<ul style="list-style-type: none"> - working at a desk - computers - creating new things
Dislikes	<ul style="list-style-type: none"> - working at a desk - lots of paper work 	<ul style="list-style-type: none"> - sitting all day - work without adventure 	<ul style="list-style-type: none"> - wearing a suit or uncomfortable clothes 	<ul style="list-style-type: none"> - talking a lot - doing the same thing every day
Which profession?				
Why?				

Profession Options

<p>Explorer</p>  <p>Person # _____</p>	<p>Programmer</p>  <p>Person # _____</p>	<p>Pilot</p>  <p>Person # _____</p>	<p>Fireman</p>  <p>Person # _____</p>
<p>Mechanic</p>  <p>Person # _____</p>	<p>Businessman</p>  <p>Person # _____</p>	<p>Police Officer</p>  <p>Person # _____</p>	<p>Musician</p>  <p>Person # _____</p>

A2 ACTIVITY 6.1.20

LEARN ABOUT A PROFESSION!

Interview someone who has a profession that interests you. The next day, you and your partner will take turns sharing what you learned.

Interview Questions	My Information	My Partner's Information
Who did you interview?		
What profession does he/she have?		
What kind of school did he/she attend before starting this profession?		
How long did he/she have to attend this school?		
What does he/she do in this profession?		
What personality traits does he/she need for this job?		
What does he/she like about the job?		
What does he/she dislike about the job?		

A2 ACTIVITY 6.2.18

COMPLETE THE STATEMENTS!

PARTNER 1

First, complete the statements on your worksheet alone. **Partner 1** reads each statement. **Partner 2** listens and then says each statement including the correct contraction.

For example:

Partner 1 says: He has not repaired the car yet.

Partner 2 then says: He hasn't repaired the car yet.

Partner 1 lets **Partner 2** know if he/she completed the statement correctly. If it isn't correct, **Partner 1** asks **Partner 2** to try again so that he/she says the correct statement. After **Partner 1** reads all eight statements, it is now **Partner 2's** turn.

Statements

1. She _____ able to attend the meeting yesterday. (was not)

2. _____ worked for three different companies. (I have)

3. The mechanic _____ fix my car. (cannot)

4. Your boss _____ very friendly. (is not)

5. _____ going to love the new uniforms! (They are)

6. The explorer _____ found a new island yet. (has not)

7. The firefighters _____ stop the fire. (could not)

8. _____ be an amazing manager. (You would)

A2 ACTIVITY 6.2.18

COMPLETE THE STATEMENTS!

PARTNER 2

First, complete the statements on your worksheet alone. **Partner 1** reads each statement. **Partner 2** listens and then says each statement including the correct contraction.

For example:

Partner 1 says: He has not repaired the car yet.

Partner 2 then says: He hasn't repaired the car yet.

Partner 1 lets **Partner 2** know if he/she completed the statement correctly. If it isn't correct, **Partner 1** asks **Partner 2** to try again so that he/she says the correct statement. After **Partner 1** reads all eight statements, it is now **Partner 2**'s turn.

Statements

1. _____ unhappy at his job. (He is)

2. The staff _____ work on the weekends. (does not)

3. The athletes _____ arrived yet. (have not)

4. _____ like to see the farm. (We would)

5. You _____ go on break until after the meeting. (should not)

6. _____ not going to interview them. (I am)

7. The pilot _____ fly last weekend. (did not)

8. _____ been famous since her first book. (She has)

A2 ACTIVITY 6.2.19

GUESS THE PROFESSION!

PARTNER 1

Take turns describing and guessing the given occupations. In your description, use “if” clauses and contractions, but do not say the name of the occupation. Let your partner say at least **three** sentences before guessing.

For example:

Partner 1 has “artist” as a profession and says: If I am this profession, I’ll study in Paris. If I study in Paris, I’ll draw the Eiffel Tower at night. If I draw something amazing, I’ll try to sell it.

Partner 2 guesses.

Partner 1 gives examples until the **Partner 2** correctly guesses.
Then, switch roles and **Partner 2** describes a profession for **Partner 1**.

Professions to Describe	Partner’s Professions
the carpenter	
the chef	
the professional athlete	
the mechanic	
the driver	
the painter	
the pilot	

A2 ACTIVITY 6.2.19

GUESS THE PROFESSION!

PARTNER 2

Take turns describing and guessing the given occupations. In your description, use “if” clauses and contractions, but do not say the name of the occupation. Let your partner say at least **three** sentences before guessing.

For example:

Partner 1 has “artist” as a profession and says: If I am this profession, I’ll study in Paris. If I study in Paris, I’ll draw the Eiffel Tower at night. If I draw something amazing, I’ll try to sell it.

Partner 2 guesses.

Partner 1 gives examples until the **Partner 2** correctly guesses.

Then, switch roles and **Partner 2** describes a profession for **Partner 1**.

Professions to Describe	Partner’s Professions
the coach	
the explorer	
the nurse	
the farmer	
the photographer	
the police officer	
the journalist	

A2 ACTIVITY 6.3.18

HOW DO YOU COMMUNICATE?

Discuss the following questions.

Questions	Partner 1	Partner 2
Which forms of communication do you use regularly?		
Which form do you use least? Why?		
Which form do you like best? Why?		
Which form do you use most to talk with friends? With family? Why?		

A2 ACTIVITY 6.3.19

WHAT'S YOUR FAVORITE WEBSITE?

Take turns asking and answering the questions about your favorite website.

	My Answers	Partner 1	Partner 2	Partner 3
What's the name of your favorite website?				
What is the web address?				
Why do you like it?				
What can you do on it?				
Who would like it?				