




# A1 CHAPTER 1

## SELF-EVALUATION

I CAN ...	How well do I understand the topic?		
			
1. introduce myself and others.			
2. discuss where someone is from.			
3. use personal pronouns and conjugate the verb <b>to be</b> .			
4. use numbers to communicate age and phone numbers.			
5. answer questions about myself and ask questions of others.			

## PROJECTS

### PROJECT 1 - "I AM" POSTER

Create a poster with pictures or drawings to show who you are. Answer the questions about yourself and show the poster in the video or to the class.

1. What is your name?
2. How old are you?
3. Where are you from?
4. Where do you live?
5. What is your phone number?
6. What is your lucky number?




### PROJECT 2 - INTRODUCTION SKIT

Write a skit in which you ask questions and introduce yourself. Use all of the topics in Chapter 1:

1. What is your name?
2. How old are you?
3. Where are you from?
4. Where do you live?
5. What is your phone number?
6. What is your lucky number?

# A1 CHAPTER 2

## SELF-EVALUATION

I CAN ...	How well do I understand the topic?		
			
1. discuss feelings.			
2. talk about my free time activities.			
3. identify parts of speech (S V O).			
4. form a statement.			
5. ask and answer closed questions.			

## PROJECTS

### PROJECT 1 - INTRODUCE YOURSELF

Create a video for someone in an English-speaking country. Include a description of who you are and what you like and don't like to do. Include the following information in your video:

What is your name?

How old are you?

Where are you from?

What do you like to do?

Where do you live?

What do you not like to do?

### PROJECT 2 - GET TO KNOW YOUR PARTNER

Create **five** closed questions to get to know your partner's likes and dislikes. Ask your partner those questions. Then, introduce him or her.

# A1 CHAPTER 3

## SELF-EVALUATION

I CAN ...	How well do I understand the topic?		
			
1. describe relationships of a family.			
2. use singular and plural nouns as well as definite and indefinite articles.			
3. show possession using an apostrophe and possessive adjectives.			
4. talk about age and birthdates.			
5. describe appearances of people.			

## PROJECTS

### PROJECT 1 - DESCRIBE A CELEBRITY




Pick one celebrity. Describe what he or she looks like, his/her family members and free time activities.

### PROJECT 2 - FAMILY TREE

Research and draw your own family tree. Include names, birthdates, where they are from and languages spoken.

# A1 CHAPTER 4

## SELF-EVALUATION

I CAN ...	How well do I understand the topic?		
			
1. use prepositions to describe location of school supplies in a classroom.			
2. discuss classes and class schedules.			
3. use demonstrative adjectives.			
4. use ordinal numbers.			
5. ask and answer open ended questions.			

## PROJECTS

### PROJECT 1 - CLASS SKIT




With a partner, make a skit talking about your favorite classes, classes that you don't like, and your class schedules.

### PROJECT 2 - EDUCATION AROUND THE WORLD

With a partner, pick one of the other English-speaking countries and research the education system. Give a brief presentation about the education system (use as much English as you can - but there may be words that you do not know and things you do not know how to say in your own language). The point of this project is to show how your school system and this English-speaking country's school system are the same and different.

# A1 CHAPTER 5

## SELF-EVALUATION

I CAN ...	How well do I understand the topic?		
			
1. discuss ideas around clothing.			
2. recognize American money and apply it to the cost an item.			
3. make informal and formal requests.			
4. use direct object pronouns and pronouns after prepositions.			
5. discuss weather using the present continuous and future simple.			

## PROJECTS

### PROJECT 1 - FASHION SHOW

You will be putting on a fashion show for the class. During the fashion show each partner will describe the other partner's clothing items while the person walks the "runway". *\*You must describe at least 4 different clothing items that your partner wears in a particular season.\**

#### How to prepare:

1. Choose a partner and then choose the 4 clothing items you want to wear for the fashion show.
2. Tell your partner what you want to wear and then write down the items that your partner wants to wear. Make sure to note the item's color and its size. Make up a price about the item.
3. Write your script with a minimum of 6 sentences. Include an introduction of your partner. Then, in your best announcer voice, describe your partner's outfit.

#### For example:

*"In the fall, Maria wears blue jeans and a shirt. This shirt is a pretty pink and costs \$50."*

You can also include extra comments, just like an announcer would. For example, you can say you like the item, or what brand of clothing it is.

4. Decide who is going to present first, and then the other person will be first to walk in the fashion show.

# A1 CHAPTER 5

## PROJECTS (CONTINUED)

### Day of the presentation:

The first person to walk “the runway” will point to the clothing item as his/her partner describes it. Then, switch roles. Add actions. Be enthusiastic. Have fun!

### PROJECT 2 - ONLINE SHOPPING




Let's go shopping! Search online for a clothing store in the United States. Then, search for an outfit from this online store. You need to choose at least three articles of clothing to complete your outfit, and then you will write a short paragraph describing each article of clothing.

For each article of clothing you will write the following in your description:

- what the item is
- what color it is
- how much it costs in US Dollars
- the season in which you will wear this item

# A1 CHAPTER 6

## SELF-EVALUATION

I CAN ...	How well do I understand the topic?		
			
1. discuss movies and music in terms of preferences.			
2. make plans.			
3. use comparative and superlative adjectives when describing a noun.			
4. use the future simple.			
5. use the verbs <b>can</b> and <b>have to</b> .			

## PROJECTS

### PROJECT 1 - ACTOR/ACTRESS PROJECT

Choose a popular living American actor or actress and research him/her on the website: <http://www.imdb.com> Create a presentation where you share the details of this actress or actor. Include the following information in your presentation:

- What is his/her name?
- What is his/her birthdate? How old is this actor/actress?
- Where is he/she from?
- What is his/her family like?
- What movies does he/she star in and what genre are they?
- What other interesting facts do you know about him/her?

# A1 CHAPTER 6

## PROJECTS (CONTINUED)

### PROJECT 2 - MUSIC PROJECT

Choose a current popular American artist or band and research it. Create a presentation for the class to share who this artist or band is. Include the answers to these questions in your presentation (questions vary slightly for artist and band):

Artist	Band
1. Who is the artist? (name, age, where he/she is from)	1. Who is in the band? (name, ages, where is each band member from)
2. What type of music does the artist play? Does he/she play an instrument?	2. What type of music does the band play? Who is the singer? Who plays the instruments?
3. What is something interesting about the artist?	3. What is something interesting about the artist?
4. What are the names of some of his/her most popular songs?	4. What are the names of some of the band's most popular songs?
5. What other songs do you recommend that the class listen to?	5. What other songs do you recommend that the class listen to?
6. When and where is his/her next concert?	6. When and where is the band's next concert?
*Choose a song or music video for the class to listen to. What is the name of the song? What is the song about?	*Choose a song or music video for the class to listen to. What is the name of the song? What is the song about?



# A1 CHAPTER 6

## MUSIC PROJECT NOTE SHEET

Take notes on the music artists/bands that your classmates present on.

Music Presentation #1	
Name of artist/band	
Type of music	
Name of song	
Do you like the song? Why?	
Any other information you would like to tell about the artist, band, song, or video?	

Music Presentation #2	
Name of artist/band	
Type of music	
Name of song	
Do you like the song? Why?	
Any other information you would like to tell about the artist, band, song, or video?	

Music Presentation #3	
Name of artist/band	
Type of music	
Name of song	
Do you like the song? Why?	
Any other information you would like to tell about the artist, band, song, or video?	

Music Presentation #4	
Name of artist/band	
Type of music	
Name of song	
Do you like the song? Why?	
Any other information you would like to tell about the artist, band, song, or video?	